



Lowell Community Health Center

CARING FOR LOWELL. CARING FOR YOU.

LEADING THE WAY IN COMMUNITY HEALTH

Lowell Community Health Center has been providing high quality, affordable health care services for the people of Greater Lowell since 1970.

Since opening a state-of-the-art facility on Jackson Street in December of 2012, the Health Center has cared for 5,200 additional patients.

The Health Center has over 350 employees, of whom over 62% are bilingual.


Only 72% of revenue is derived from fees and insurance reimbursements. An additional \$9 million is raised each year through federal, state and foundation grants, plus private donations.

The Health Center's employees speak over 28 languages, and over 80 staff are trained in medical interpreting.

The Health Center accepts most private insurances along with MassHealth, Children's Medical Security Plan, and Marketplace Qualified Health Plans. No patient will be denied health care services because of inability to pay.

The Health Center received top-level Patient-Centered Medical Home recognition from the National Committee for Quality Assurance, Joint Commission accreditation, and recognition from the federal office of Minority Health as one of the top culturally competent health care sites in the nation.

PEOPLE REACHED BY SERVICE TYPE 2013 TOTAL PEOPLE REACHED: 50,000



Primary Care



Community Health Education & Screenings



Youth Programs



Behavioral Health



HIV Services



23,000 people were assisted by ACA certified **health insurance** counselors.



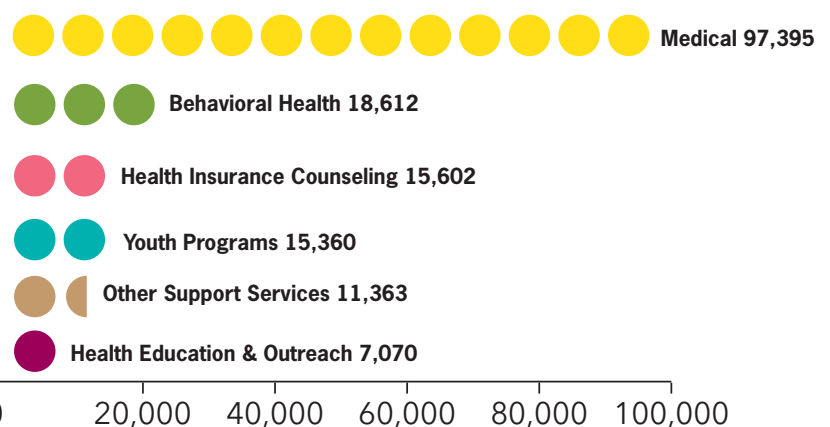
45% of patients are best served in a **language other than English**.



90% of patients live below the Federal **Poverty** Level.



SNAPSHOT OF 2013 VISITS: 165,402 TOTAL ENCOUNTERS



37% of Health Center patients were children in 2013.



Lowell Community Health Center

CARING FOR LOWELL. CARING FOR YOU.

FINANCIAL PERFORMANCE FY 2013

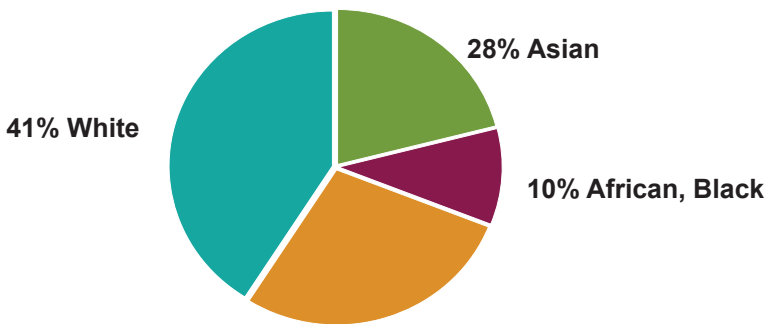
REVENUE	\$23,723,590
Patient Service Revenue	66%
Grants and Contracts	27%
Interest	4%
Other	3%
EXPENSES	\$24,102,905
Salaries and Fringe Benefits	76%
Contracted & Professional Services	5%
Supplies	5%
Facility Costs	5%
Interest	3%
Depreciation	2%
Bad Debt	2%
Other	2%

BOARD OF DIRECTORS

Susanne Beaton Chair	Mary Jo Giroux Gordon Halm
Mariatou Allie-Dumbuya Vice Chair	Terry Howard, MD Vanna Howard
Susan Green Treasurer	Stephen Laput Yolanda Mauricio
Patricia Sullivan-Talty Clerk	Yaser Naser Mayte Ramos
Maureen Andricopoulos Sheryl Bourbeau	Bruce Robinson Leo Sheridan
Christine Csik Maria Cunha	Ardeth Thawngmung Sophy Theam

PATIENT DEMOGRAPHICS

PATIENT RACE



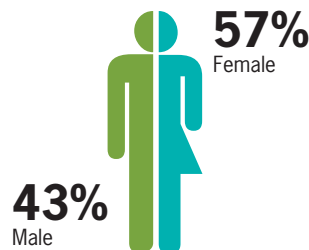
PATIENT ETHNICITY

30% Hispanic/Latino
70% Non-Hispanic/Latino



In 2013, the Health Center opened an on-site Pharmacy where patients can access low-cost prescriptions.

PATIENT GENDER



CONTACT US:

978-746-7870
www.lchealth.org

161 Jackson Street
Lowell, MA 01852



HEALTH CARE SERVICES

Primary Care • Behavioral Health • OB/GYN • HIV Services
Family Planning • School-Based Health • Health Insurance
Enrollment • Pharmacy • Youth Programs